

conservatory awnings

Sundream Conservatory Awning



The **Sundream Conservatory Awning** is especially designed for mounting above glass roofs or pergolas, to stop sun and heat before they reach the interior of your home or business.

It is a highly versatile and robust awning which runs in sturdy aluminium guide tracks that are designed for durability and maintenance free operation.

The roller bar has two heavy duty spring units that are increasingly loaded while the awning extends so that the cover is always being kept under stress, ensuring it rolls in and out smoothly.

The design allows for a variable steer around function to enable the awning to turn corners of up to 90 degrees.

Awnings can extend to 6.5 metres wide and 6.5 metres in projection (limited to a total of 39 metres²) with coupled units extending up to 24 metres wide to a total of 120 metres². All awnings are motorised and powdercoated to your choice of colour.



+

Noblesse Conservatory Awning


The Noblesse Conservatory Awning

is mounted above a conservatory or pergola structure. This design incorporates the use of a folding arm awning frame mounted on guide tracks that operate using a gas compression spring system.



The Noblesse can extend up to 6 metres wide and 4 metres in projection. A feature of the Noblesse is that the awning cover area is not limited by the size of the structure on which the awning is being mounted.

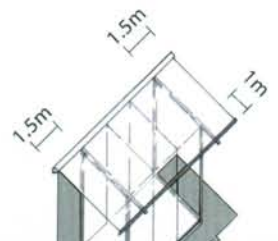
The awning width can extend up to 1.5 metres wider than the pergola frame (each side) and up to 1 metre beyond the front of the structure, providing extended shade cover whilst maintaining unobstructed views.

The Noblesse can be operated manually or be motorised.



- ✓ = Standard feature
- A = Available feature
- = Feature not available or not applicable

	 Sundream	 Noblesse
Dimensions		
Headbox size (height x depth)	170 x 230mm	240 x 230mm
Total height including mounting feet	213mm	320 - 440mm
Width range single units (metres)	1.4m - 6.5m	2m - 6m
Width maximum coupled units (metres)	24m	-
Maximum projection (metres)	6.5m	4m
Maximum square metres single unit (metres)	39m ²	24m ²
Maximum square metres coupled unit (metres)	120m ²	-
Operating Mechanism		
Manual	-	A
Motorised	✓	A
Sun, wind and timer systems	A	A
Materials and Powdercoating		
Extruded aluminium cassette/pelmet (140 colours)	✓	A
Extruded aluminium tracks	✓	✓
Frame custom powdercoat (140 colours)	✓	A
Frame powdercoat white or silver	-	✓
Fabric		
Acrylic canvas	✓	✓
Lightweight polyester with plastisol coating	A	A
Valance straight or waved	-	✓



Designs and specifications for all awnings are subject to change without notice

Extend your Lifestyle® with an Aluxor Awning